

Modeling and Solving Code Generation for Real

Christian Schulte

KTH Royal Institute of Technology & SICS (Swedish Institute of Computer Science)

joint work with:

Mats Carlsson

SICS

Roberto Castañeda Lozano

SICS + KTH

Frej Drejhammar

SICS

Gabriel Hjort Blindell

KTH + SICS

funded by:

Ericsson AB

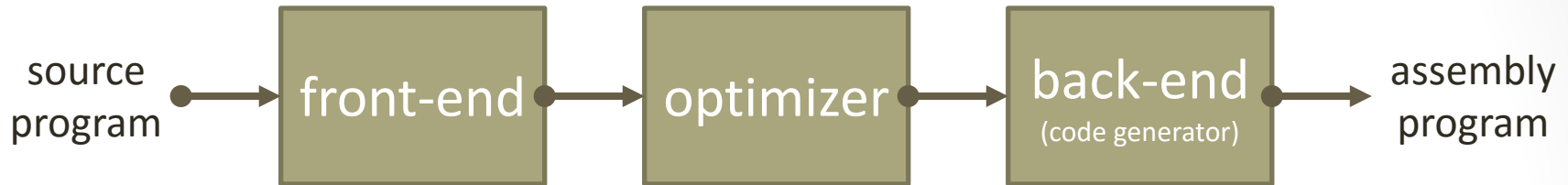
Swedish Research Council (VR 621-2011-6229)



**KTH Information and
Communication Technology**

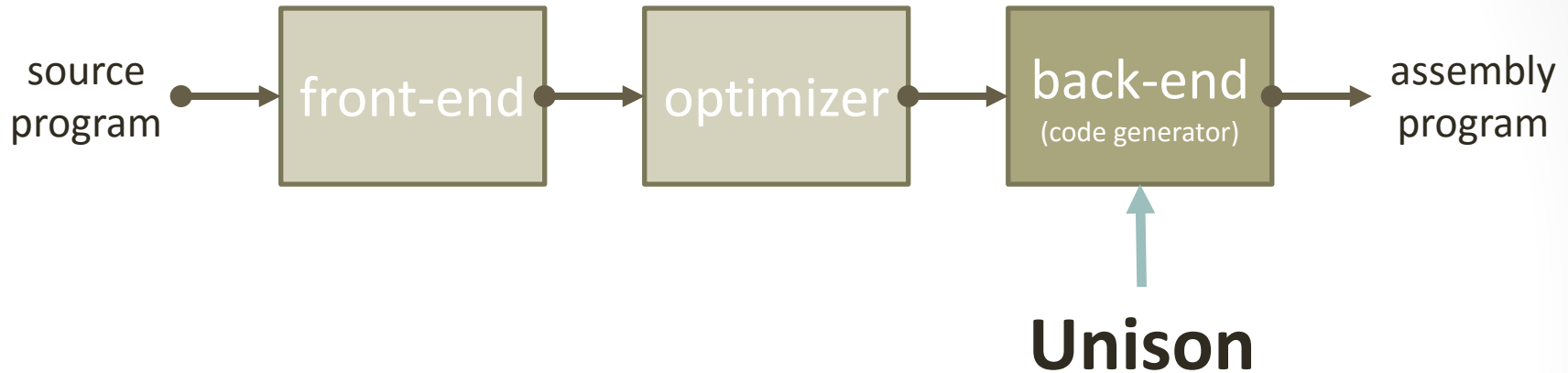


Compilation



- Front-end: depends on source programming language
 - changes infrequently (well...)
- Optimizer: independent optimizations
 - changes infrequently (well...)
- Back-end: depends on processor architecture
 - changes often: new process, new architectures, new features, ...

Generating Code: Unison



- Infrequent changes: front-end & optimizer
 - reuse state-of-the-art: LLVM, for example
- Frequent changes: back-end
 - use flexible approach: **Unison**

State of the Art

instruction
selection

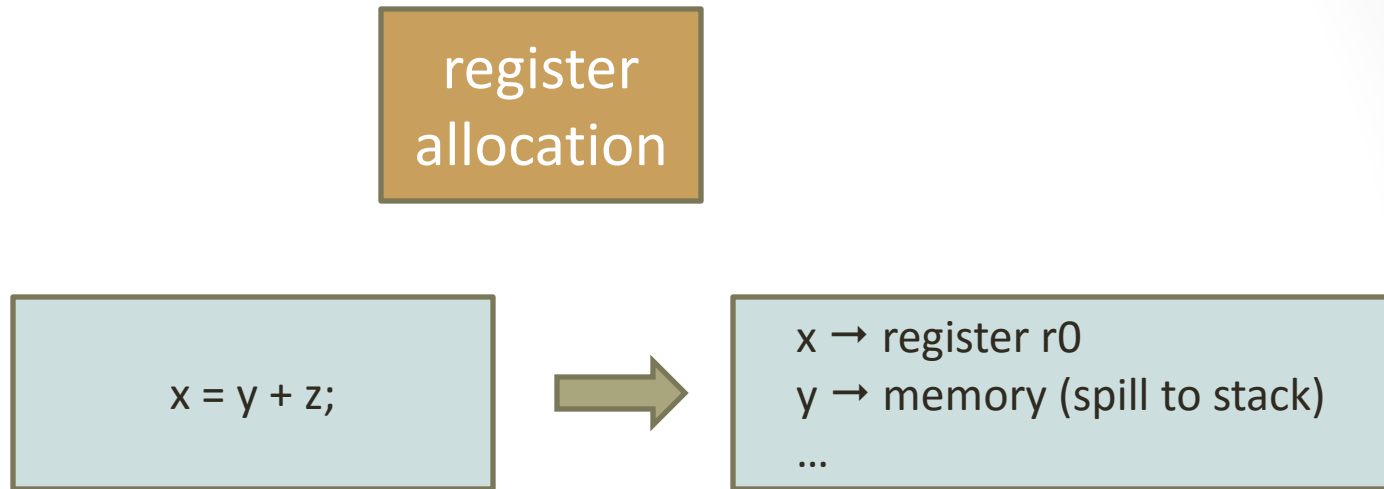
```
x = y + z;
```



```
add r0 r1 r2  
mv $a6f0 r0
```

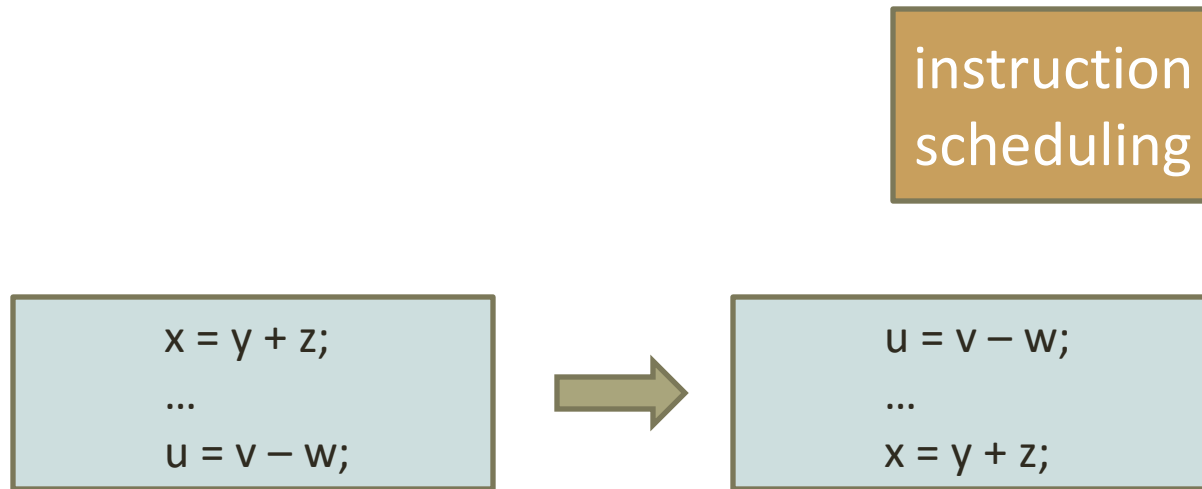
- Code generation organized into stages
 - instruction selection,

State of the Art



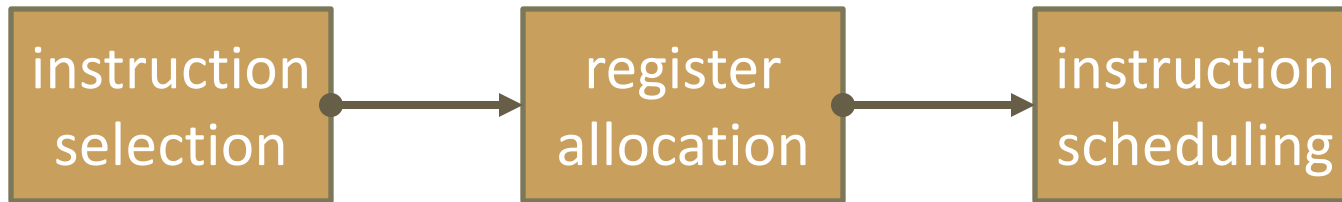
- Code generation organized into stages
 - instruction selection, register allocation,

State of the Art



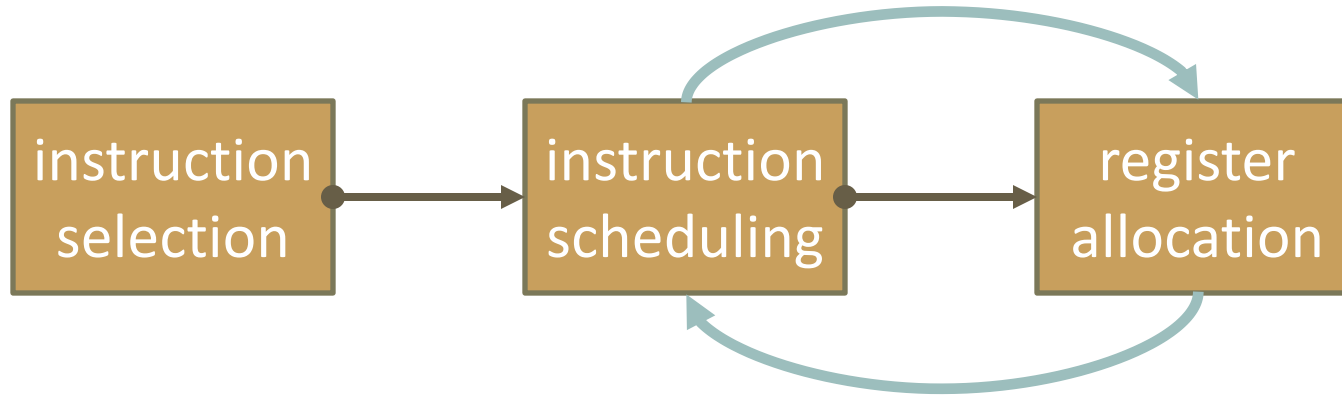
- Code generation organized into stages
 - instruction selection, register allocation, instruction scheduling

State of the Art



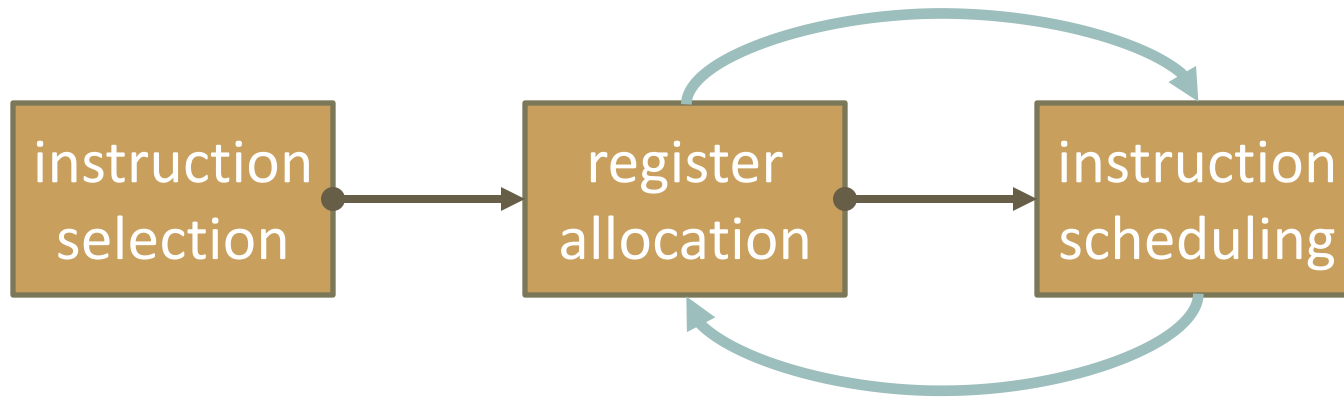
- Code generation organized into stages
 - stages are interdependent: no optimal order possible

State of the Art



- Code generation organized into stages
 - stages are interdependent: no optimal order possible
- Example: instruction scheduling \leftrightarrow register allocation
 - increased delay between instructions can increase throughput
 - registers used over longer time-spans
 - more registers needed

State of the Art



- Code generation organized into stages
 - stages are interdependent: no optimal order possible
- Example: instruction scheduling \Leftrightarrow register allocation
 - put variables into fewer registers
 - more dependencies among instructions
 - less opportunity for reordering instructions

State of the Art



- Code generation organized into stages
 - stages are interdependent: no optimal order possible
- Stages use heuristic algorithms
 - for hard combinatorial problems (NP hard)
 - assumption: optimal solutions not possible anyway
 - difficult to take advantage of processor features
 - error-prone when adapting to change

State of the Art



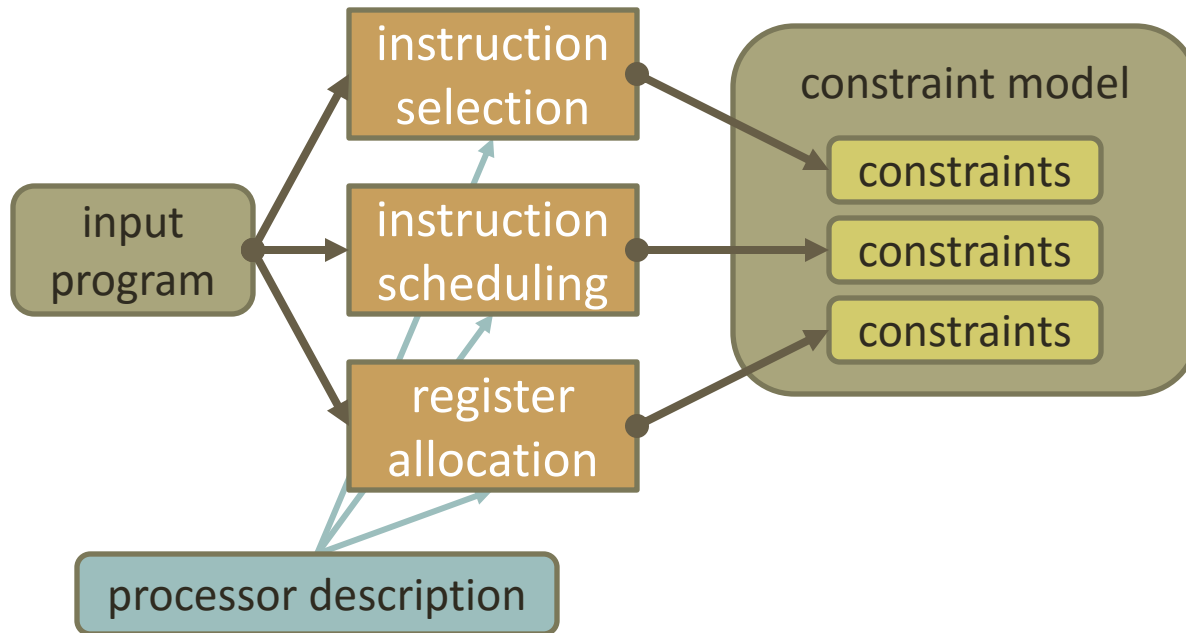
- Code generation organized into stages
 - stages are interdependent: no optimal order possible
- Stages use heuristic algorithms
 - for hard combinatorial problems
 - assumption: optimal code is not known
 - difficult to take advantage of new hardware
 - error-prone when adapting to new hardware

preclude optimal code,
make development
complex

Rethinking: Unison Idea

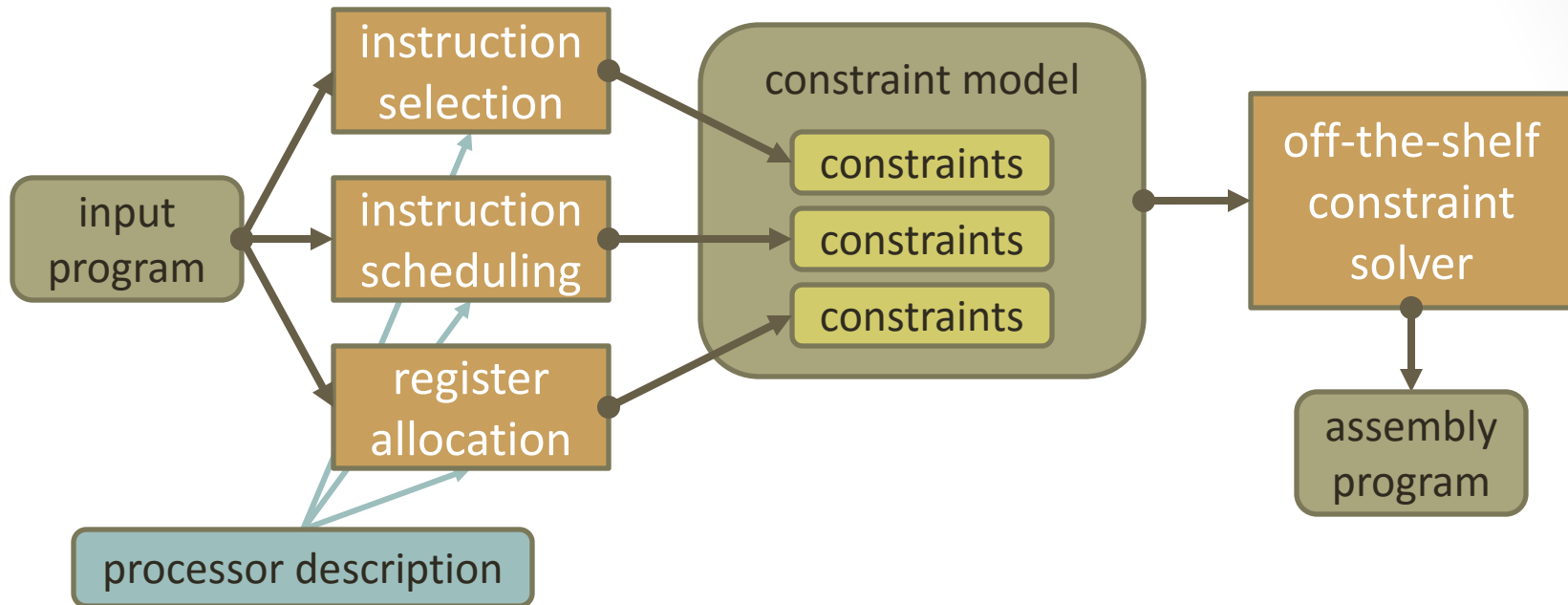
- No more staging and complex heuristic algorithms!
 - many assumptions are decades old...
- Use state-of-the-art technology for solving combinatorial optimization problems: **constraint programming**
 - tremendous progress in last two decades...
- Generate and solve single model
 - captures all code generation tasks in unison
 - high-level of abstraction: based on processor description
 - flexible: ideally, just change processor description
 - potentially optimal: tradeoff between decisions accurately reflected

Unison Approach



- Generate constraint model
 - based on input program and processor description
 - constraints for all code generation tasks
 - **generate but not solve**: simpler and more expressive

Unison Approach



- Off-the-shelf constraint solver solves constraint model
 - solution is assembly program
 - optimization takes inter-dependencies into account

Overview

- Constraint programming in a nutshell
- Register Allocation & Instruction Scheduling
 - Basic Register Allocation
 - Instruction Scheduling
 - Advanced Register Allocation [if time allows]
 - Global Register Allocation
 - Discussion
- Instruction Selection [if time allows]
 - Graph-based Instruction Selection
 - Universal Instruction Selection
 - Discussion
- Summary

CONSTRAINT PROGRAMMING IN A NUTSHELL

Constraint Programming

- Model and solve combinatorial (optimization) problems
- Modeling
 - variables
 - constraints
 - branching heuristics
 - (cost function)
- Solving
 - constraint propagation
 - heuristic search
- Of course simplified...
 - ...array of modeling and solving techniques

Problem: Send More Money

- Find distinct digits for letters such that

$$\begin{array}{r} \text{SEND} \\ + \text{MORE} \\ \hline = \text{MONEY} \end{array}$$

Constraint Model

- Variables:

$$S, E, N, D, M, O, R, Y \in \{0, \dots, 9\}$$

- Constraints:

$$\text{distinct}(S, E, N, D, M, O, R, Y)$$

$$\begin{aligned} & 1000 \times S + 100 \times E + 10 \times N + D \\ + & 1000 \times M + 100 \times O + 10 \times R + E \\ = & 10000 \times M + 1000 \times O + 100 \times N + 10 \times E + Y \end{aligned}$$

$$S \neq 0$$

$$M \neq 0$$

Constraints

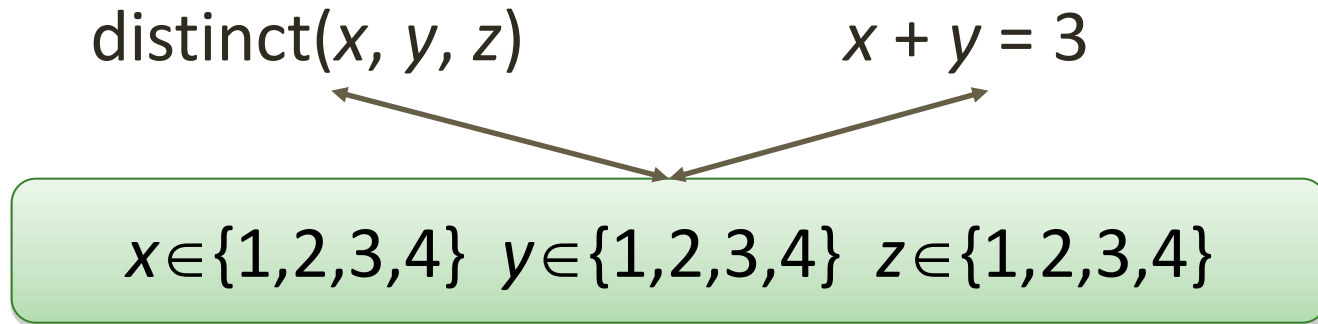
- State relations between variables
 - legal combinations of values for variables
- Examples
 - all variables pair wise distinct: $\text{distinct}(x_1, \dots, x_n)$
 - arithmetic constraints: $x + 2 \times y = z$
 - domain-specific: $\text{cumulative}(t_1, \dots, t_n)$
 $\text{nooverlap}(r_1, \dots, r_n)$
- Success story: **global** constraints
 - modeling: capture recurring problem structures
 - solving: enable strong reasoning
constraint-specific methods

Solving: Variables and Values

$$x \in \{1,2,3,4\} \quad y \in \{1,2,3,4\} \quad z \in \{1,2,3,4\}$$

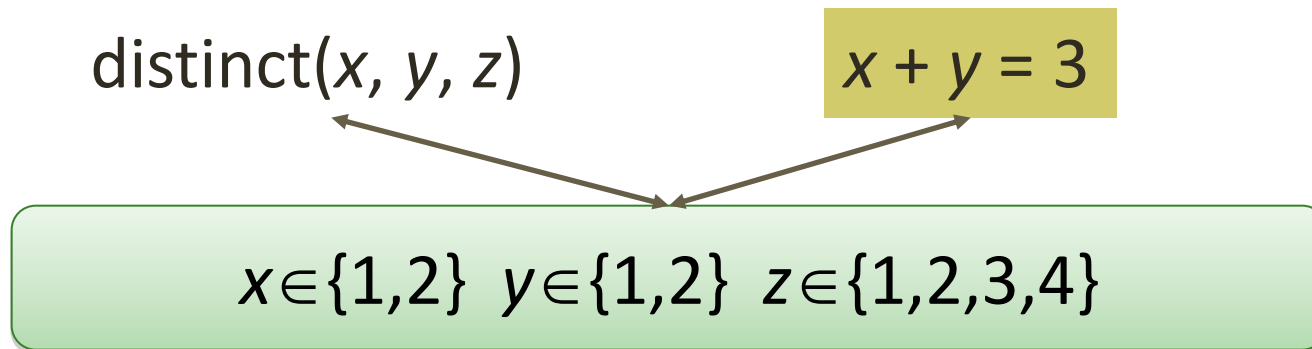
- Record **possible** values for variables
 - solution: single value left
 - failure: no values left

Constraint Propagation



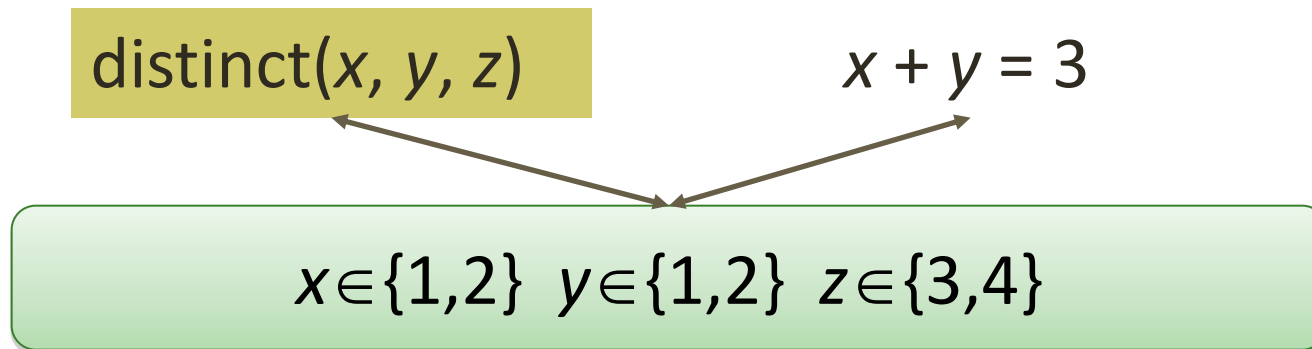
- Prune values that are in conflict with constraint

Constraint Propagation



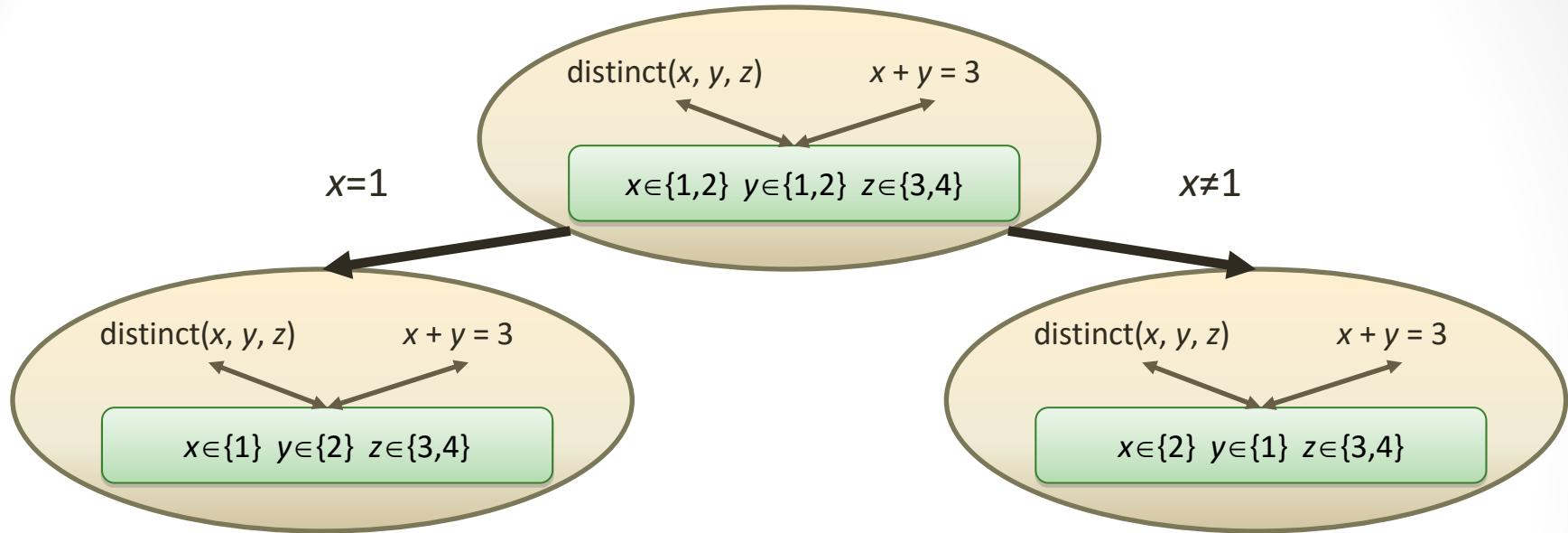
- Prune values that are in conflict with constraint

Constraint Propagation



- Prune values that are in conflict with constraint
 - propagation is often smart if not perfect!

Heuristic Search



- Propagation **alone** not sufficient
 - decompose into simpler sub-problems
 - search needed
- Create subproblems with additional constraints
 - enables further propagation
 - defines **search tree**
 - uses problem specific heuristic

What Makes It Work?

- Essential: avoid search...
...as it always suffers from combinatorial explosion
- Constraint propagation drastically reduces search space
- Efficient and powerful methods for propagation available
- When using search, use a clever heuristic
- Array of modeling techniques available that reduce search
- Hybrid methods (together with LP, SAT, stochastic, ...)

Register Allocation & Instruction Scheduling

Unit and Scope

- Function is unit of compilation
 - generate code for one function at a time
- Scope
 - **local** generate code for each basic block in isolation
 - **global** generate code for whole function
- **Basic block**: instructions that are always executed together
 - execute at start
 - execute all instructions
 - leave execution at end
 - that is: no control flow within basic block (in or out)

Local (and slightly naïve) register allocation

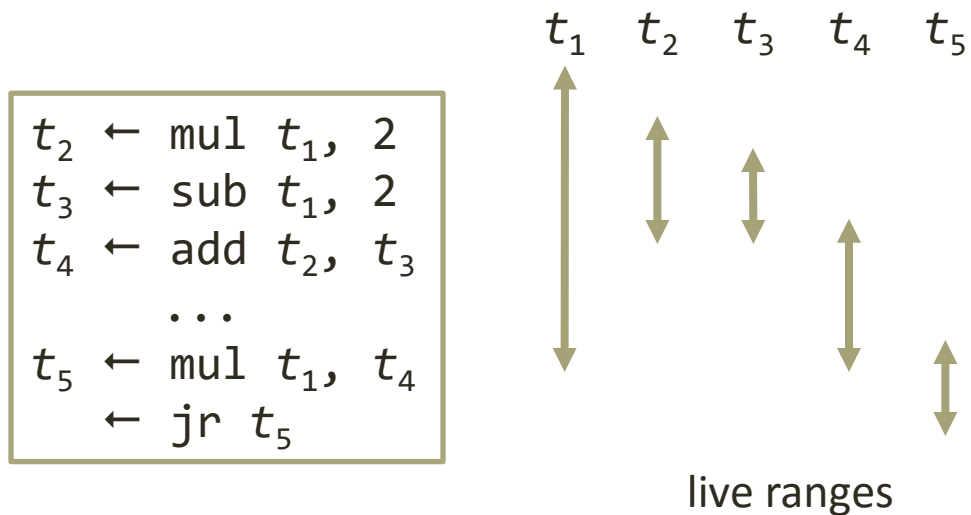
BASIC REGISTER ALLOCATION

Local Register Allocation

```
t2 ← mul t1, 2
t3 ← sub t1, 2
t4 ← add t2, t3
    ...
t5 ← mul t1, t4
    ← jr t5
```

- Instruction selection has already been performed
- Temporaries
 - **defined** or **def**-occurrence (lhs) t₃ in **t₃** ← sub t₁, 2
 - **used** or **use**-occurrence (rhs) t₁ in t₃ ← sub **t₁**, 2
- Basic blocks are in SSA (single static assignment) form
 - each temporary is defined once
 - standard state-of-the-art approach

Liveness & Interference



- Temporary is **live** from def to last use, defining its **live range**
 - live ranges are **linear** (basic block + SSA)
- Temporaries **interfere** if their live ranges overlap
- Non-interfering temporaries can be assigned to same register

Spilling

- If not enough registers available: **spill**
- Spilling moves temporary to memory (stack)
 - store in memory after defined
 - load from memory before used
 - memory access typically considerably more expensive
 - decision on spilling crucial for performance
- Architectures might have more than one register bank
 - some instructions only capable of addressing a particular bank
 - “spilling” from one register bank to another
- **Unified register array**
 - limited number of registers for each register file
 - memory is just another “register” file
 - unlimited number of memory “registers”

Coalescing

- Temporaries d (“destination”) and s (“source”) are **move-related** if

$$d \leftarrow s$$

- d and s should be **coalesced** (assigned to same register)
 - coalescing saves move instructions and registers
-
- Coalescing is important due to
 - how registers are managed (calling convention)
 - how our model deals with global register allocation (more later)

Copy Operations

- Copy operations replicate a temporary t to a temporary t'

$$t' \leftarrow \{i_1, i_2, \dots, i_n\} t$$

- copy is implemented by one of the alternative instructions i_1, i_2, \dots, i_n
- instruction depends on where t and t' are stored

similar to [Appel & George, 2001]

- Example MIPS32

$$t' \leftarrow \{\text{move}, \text{sw}, \text{nop}\} t$$

- t' memory and t register: sw spill
- t' register and t register: move move-related
- t' and t same register: nop coalescing
- MIPS32: instructions can only be performed on registers

Model Variables

- Decision variables

- $\text{reg}(t) \in \mathbf{N}$ register to which temporary t is assigned
- $\text{instr}(o) \in \mathbf{N}$ instruction that implements operation o
- $\text{cycle}(o) \in \mathbf{N}$ issue cycle for operation o
- $\text{active}(o) \in \{0,1\}$ whether operation o is active

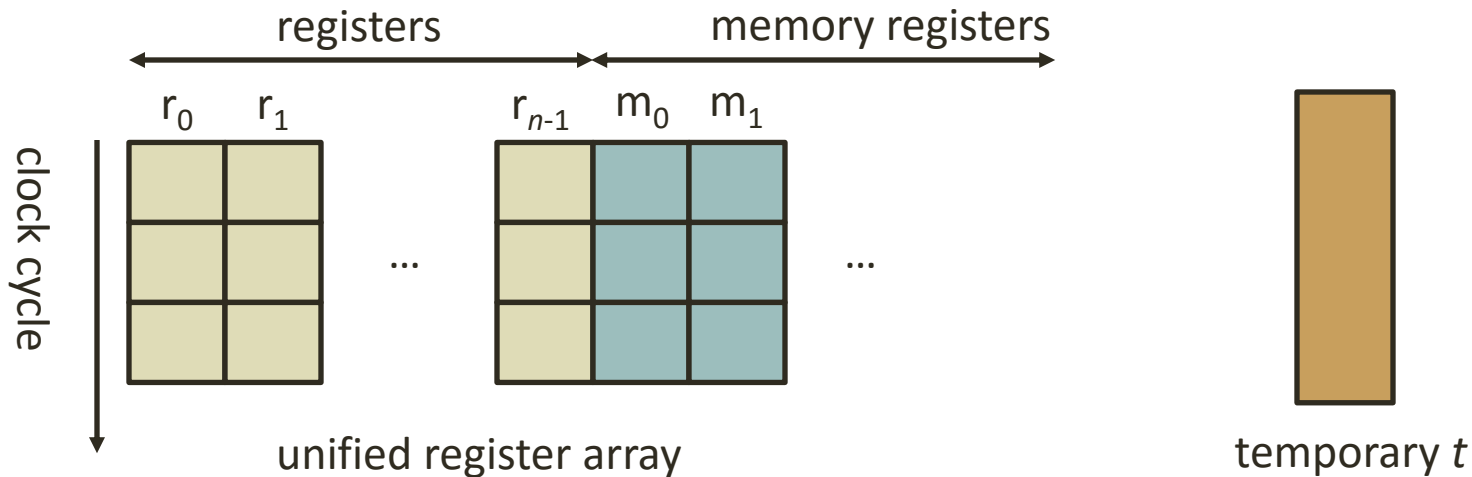
- Derived variables

- $\text{start}(t)$ start of live range of temporary t
= $\text{cycle}(o)$ where o defines t
- $\text{end}(t)$ end of live range of temporary t
= $\max \{ \text{cycle}(o) \mid o \text{ uses } t \}$

Sanity Constraints

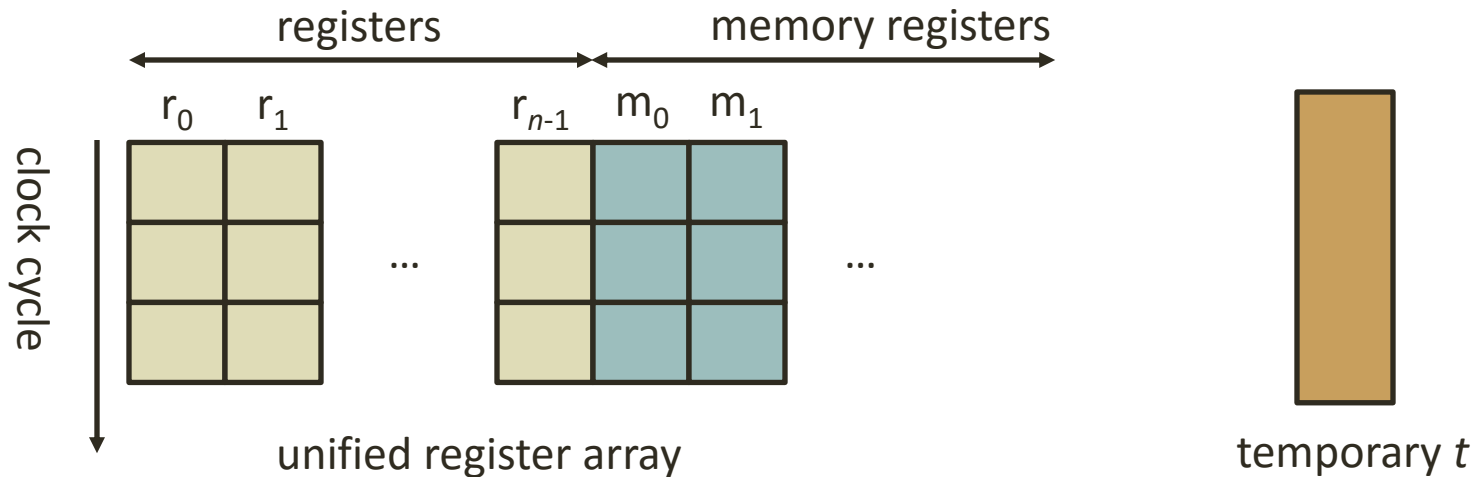
- Copy operation o is active \Leftrightarrow no coalescing
 $\text{active}(o) = 1 \Leftrightarrow \text{reg}(s) \neq \text{reg}(d)$
 - s is source of move, d is destination of move operation o
- Operations implemented by suitable instructions
 - single possible instruction for non-copy operations
- Miscellaneous
 - some registers are pre-assigned
 - some instructions can only address certain registers (or memory)

Geometrical Interpretation



- Temporary t is rectangle
 - width is 1 (occupies one register)
 - top = $\text{start}(t)$ issue cycle of def
 - bottom = $\text{end}(t)$ last issue cycle of any use
- Consequence of linear live range (basic block + SSA)

Register Assignment



- Register assignment = geometric packing problem
 - find horizontal coordinates for all temporaries
 - such that no two rectangles for temporaries overlap

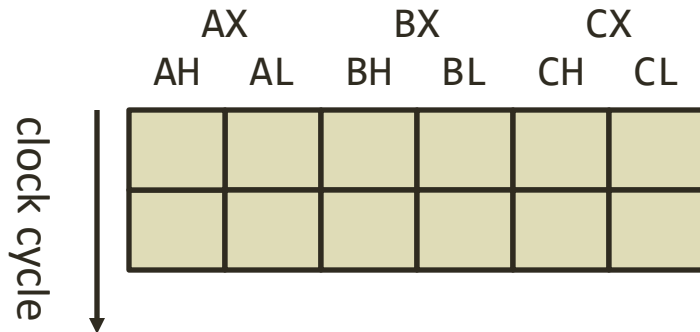
- For block B

$$\text{nooverlap}(\{\langle \text{reg}(t), \text{reg}(t)+1, \text{start}(t), \text{end}(t) \rangle \mid t \in B\})$$

Register Packing

- Temporaries might have different width $\text{width}(t)$
 - many processors support access to register parts
 - still modeled as geometrical packing problem [Pereira & Palsberg, 2008]

Register Packing



$\text{width}(t_1)=1$

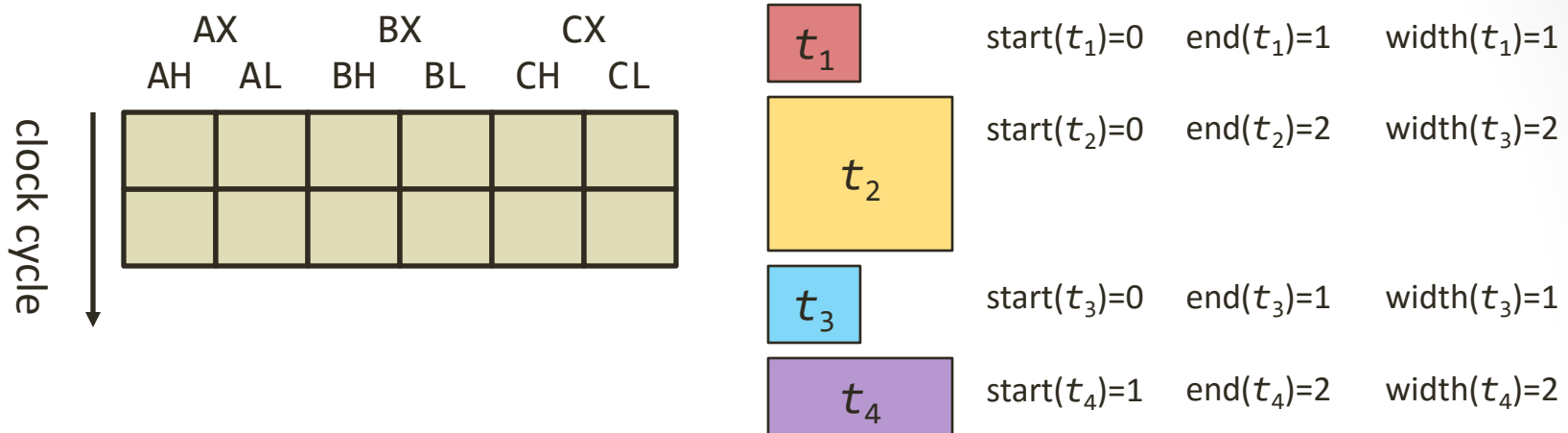
$\text{width}(t_3)=2$

$\text{width}(t_3)=1$

$\text{width}(t_4)=2$

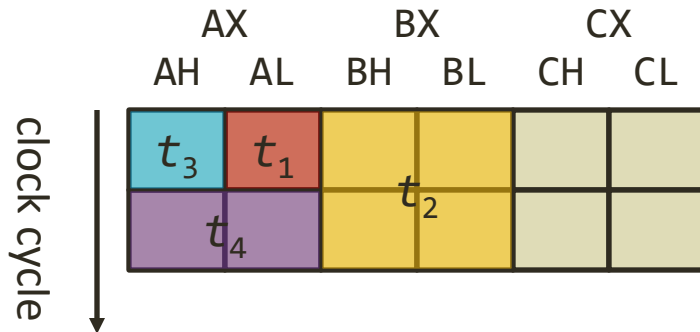
- Temporaries might have different width $\text{width}(t)$
 - many processors support access to register parts
 - still modeled as geometrical packing problem [Pereira & Palsberg, 2008]
- Example: Intel x86
 - assign two 8 bit temporaries (width = 1) to 16 bit register (width = 2)
 - register parts: AH, AL, BH, BL, CH, CL
 - possible for 8 bit: AH, AL, BH, BL, CH, CL
 - possible for 16 bit: AH, BH, CH

Register Packing



- Temporaries might have different width $width(t)$
 - many processors support access to register parts
 - still modeled as geometrical packing problem [Pereira & Palsberg, 2008]
- Example: Intel x86
 - assign two 8 bit temporaries (width = 1) to 16 bit register (width = 2)
 - register parts: AH, AL, BH, BL, CH, CL
 - possible for 8 bit: AH, AL, BH, BL, CH, CL
 - possible for 16 bit: AH, BH, CH

Register Packing



$\text{start}(t_1)=0$ $\text{end}(t_1)=1$ $\text{width}(t_1)=1$

$\text{start}(t_2)=0$ $\text{end}(t_2)=2$ $\text{width}(t_2)=2$

$\text{start}(t_3)=0$ $\text{end}(t_3)=1$ $\text{width}(t_3)=1$

$\text{start}(t_4)=1$ $\text{end}(t_4)=2$ $\text{width}(t_4)=2$

- Temporaries might have different width $\text{width}(t)$
 - many processors support access to register parts
 - still modeled as geometrical packing problem [Pereira & Palsberg, 2008]
- Example: Intel x86
 - assign two 8 bit temporaries (width = 1) to 16 bit register (width = 2)
 - register parts: AH, AL, BH, BL, CH, CL
 - possible for 8 bit: AH, AL, BH, BL, CH, CL
 - possible for 16 bit: AH, BH, CH

Modeling Register Packing

- Take width of temporaries into account (for block B)
 $\text{nooverlap}(\{\langle \text{reg}(t), \text{reg}(t) + \text{width}(t), \text{start}(t), \text{end}(t) \rangle \mid t \in B\})$
- Exclude sub-registers depending on $\text{width}(t)$
 - simple domain constraint on $\text{reg}(t)$

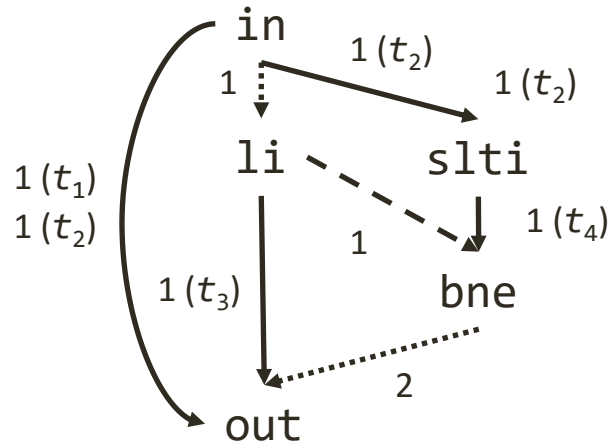
Local instruction scheduling (standard)

INSTRUCTION SCHEDULING

Dependencies

```

t3 ← li
t4 ← slti t2
      bne t4
    
```



- Data and control dependencies
 - data, control, artificial (for making in and out first/last)
- If operation o_2 depends on o_1 :

$$\text{active}(o_1) \wedge \text{active}(o_2) \rightarrow$$

$$\text{cycle}(o_2) \geq \text{cycle}(o_1) + \text{latency}(\text{instr}(o_1))$$

Processor Resources

- Processor resources: functional units, data buses, ...
 - also: instruction bundle width for VLIW processors (how many instructions can be issued simultaneously)

- Classical cumulative scheduling problem
 - processor resource has capacity
 - instructions occupy parts of resource
 - resource consumption can never exceed capacity

functional
units
#units
1 unit

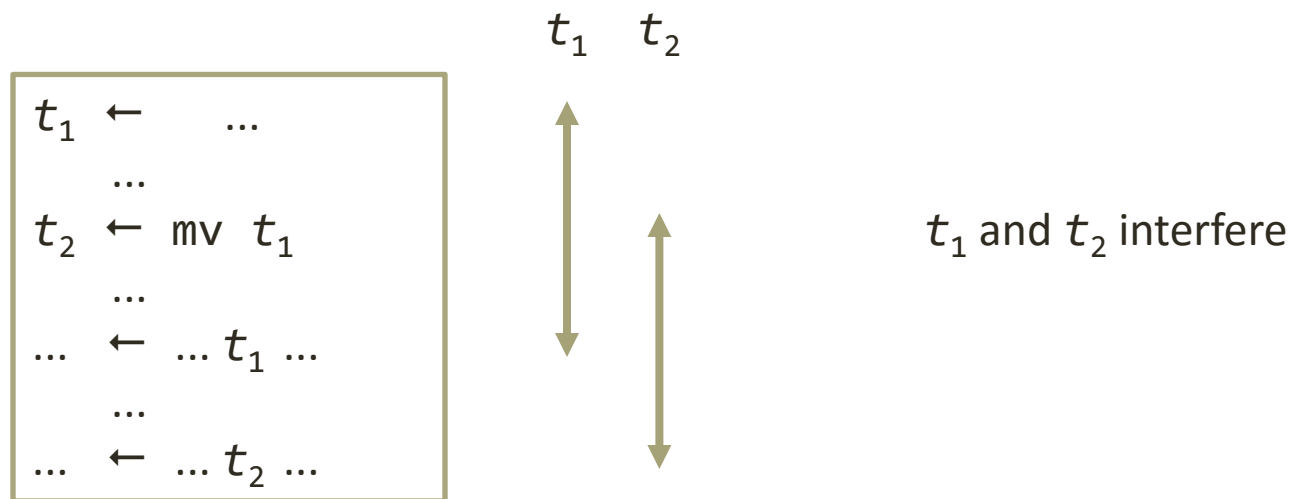
- Modeling for block B

$\text{cumulative}(\{\langle \text{cycle}(o), \text{dur}(o,r), \text{active}(o) \times \text{use}(o,r) \rangle \mid o \in B\})$

Ultimate Coalescing & Spill Code Optimization
using alternative temporaries

ADVANCED REGISTER ALLOCATION

Interference Too Naïve!



- Move-related temporaries might interfere...
...but contain the same value!
- Ultimate notion of interference =
temporaries interfere \Leftrightarrow their live ranges overlap and
they have different values

[Chaitin ea, 1981]

Spilling Too Naïve!

```
t1 ← ...  
...  
... ← ... t1 ...  
...  
... ← ... t1 ...
```



```
t1 ← ...  
t2 ← st t1  
...  
t3 ← ld t2  
... ← ... t3 ...  
...  
t4 ← ld t2  
... ← ... t4 ...
```

- Known as **spill-everywhere** model
 - reload from memory before every use of original temporary
- Example: t_3 should be used rather than reloading t_2
 - t_2 allocated in memory!

Alternative Temporaries

- Used to track which temporaries are equal
- Representation is augmented by operands
 - act as def and use ports in operations
 - temporaries hold values transferred among operations by connecting to operands

- Example

- operation $t_2 \leftarrow \text{abs } t_1$
- transformed to $p_2:t_2 \leftarrow \text{abs } p_1:t_1$ (p_1, p_2 operands)
- if t_1 and t_3 hold same value then transformed to
$$p_2:t_2 \leftarrow \text{abs } p_1:\{t_1, t_3\}$$
where either t_1 or t_3 can be connected to p_1

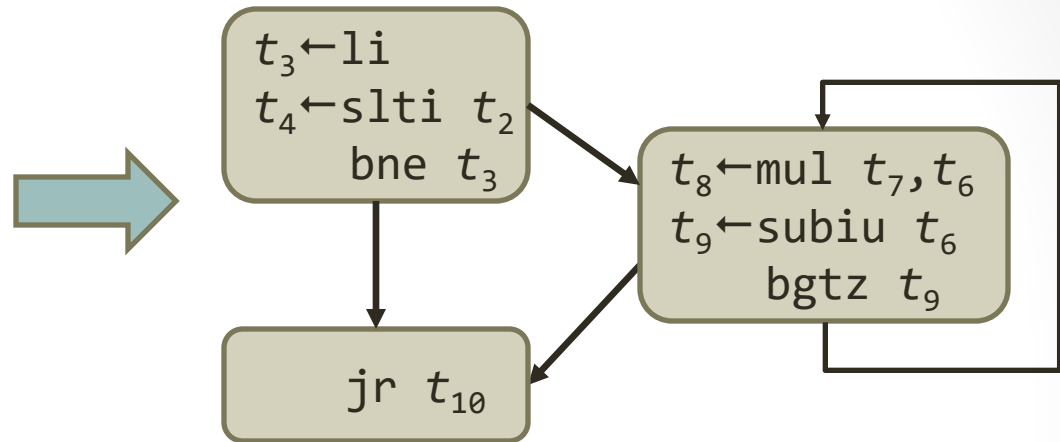
- Model: whether a temporary is live (it is being used)

Register allocation for entire functions

GLOBAL REGISTER ALLOCATION

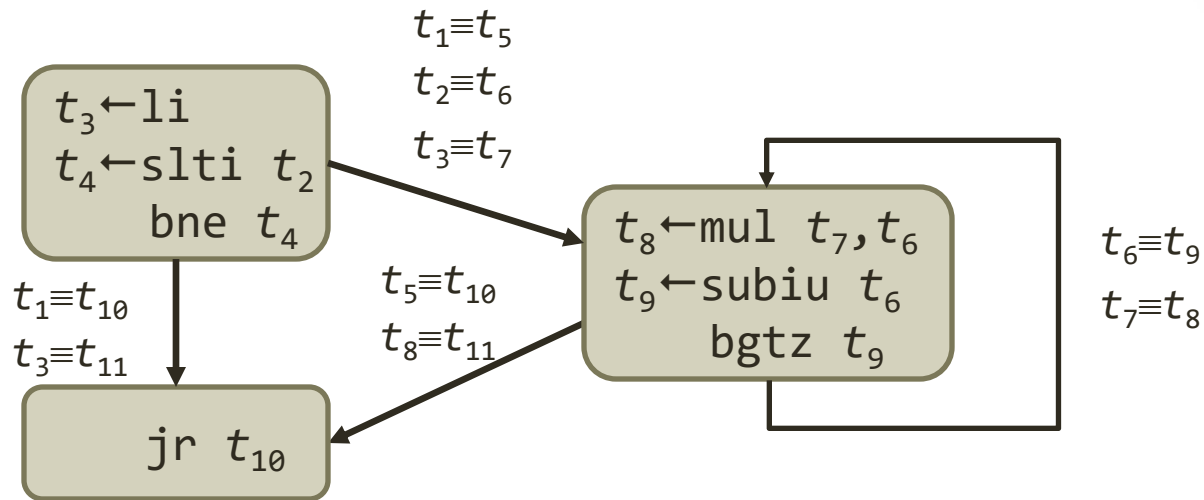
Entire Functions

```
int fac(int n) {  
  int f = 1;  
  while (n > 0) {  
    f = f * n; n--;  
  }  
  return f;  
}
```



- Use control flow graph (CFG) and turn it into LSSA form
 - edges = control flow
 - nodes = basic blocks (no control flow)
- LSSA = linear SSA = SSA for basic blocks plus... to be explained

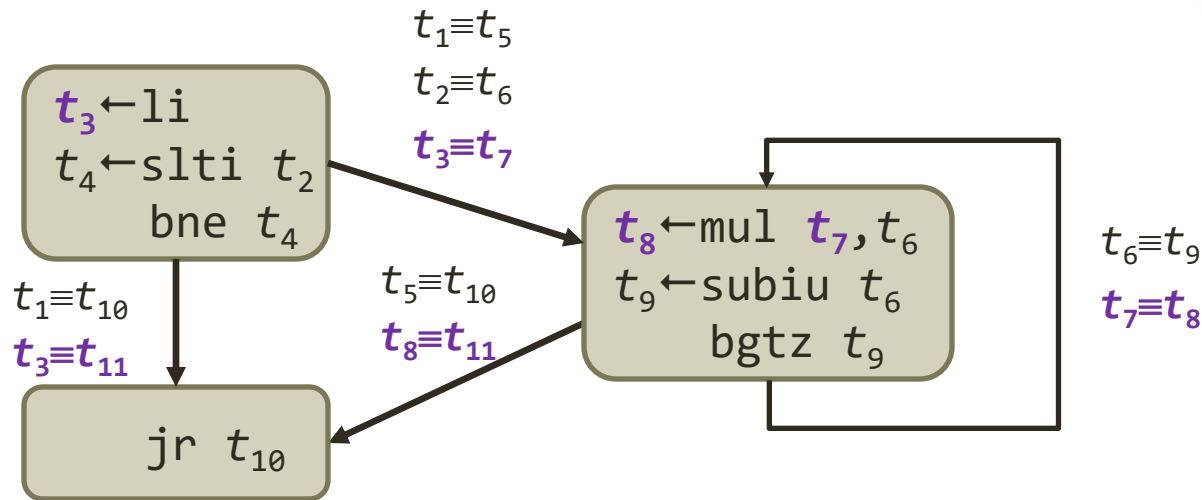
Linear SSA (LSSA)



- Linear live range of a temporary cannot span block boundaries
- Liveness across blocks defined by temporary congruence \equiv

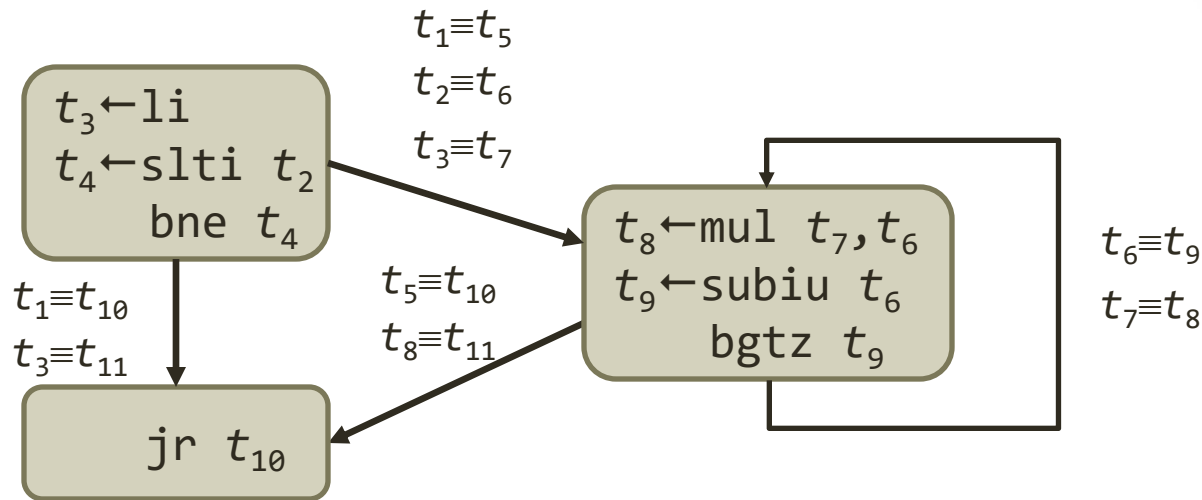
$t \equiv t' \iff$ represent same original temporary

Linear SSA (LSSA)



- Linear live range of a temporary cannot span block boundaries
- Liveness across blocks defined by temporary congruence \equiv
 $t \equiv t' \iff$ represent same original temporary
- Example: t_3, t_7, t_8, t_{11} are congruent
 - correspond to the program variable f (factorial result)
 - not discussed: t_1 return address, t_2 first argument, t_{11} return value

Linear SSA (LSSA)



- Linear live range of a temporary cannot span block boundaries
- Liveness across blocks defined by temporary congruence \equiv

$t \equiv t' \iff$ represent same original temporary

- Advantage
 - simple modeling for linear live ranges (geometrical interpretation)
 - enables problem decomposition for solving

Global Register Allocation

- Try to coalesce congruent temporaries
 - this is why coalescing is (even more) crucial in this model
- Introduces natural problem decomposition
 - master problem (function) coalesce congruent temporaries
 - slave problems (basic blocks) register allocation & instruction scheduling
- What is happening
 - if register pressure is low...
 - no copy instruction needed (nop)
 - = coalescing
 - if register pressure is high...
 - copy operation might be implemented by a move
 - = no coalescing
 - copy operation might be implemented by a load/store
 - = spill

DISCUSSION

Solving

- Approach
 - use master-slave decomposition
 - use naïve (very) portfolio of heuristics for basic blocks
 - use some pre-solving (symmetry, no-goods, dominance)
 - not very advanced (future work)
- Benchmark setup
 - selection of medium-sized functions (25 to 1000 instructions)
 - comparison to LLVM 3.3 for Qualcomm's Hexagon V4 using `-O3`
 - run for ten iterations where each iteration is given more time
 - using Gecode 4.2.1
 - full details in [Castañeda et al., LCTES 2014]

Experiments Summary

- Code quality (estimated)
 - 7% mean improvement over LLVM
 - provably optimal for 29% of functions
- Quadratic average (roughly) complexity up to 1000 instructions
- Can be easily changed to optimize for code size
 - 1% mean improvement over LLVM

Related Approaches

- Idea and motivation in Unison for combinatorial optimization is absolutely not new!
 - starting in the early 1990s
[Castañeda & Schulte, CoRR 2014]
- Approaches differ
 - which code generation tasks covered
 - which technology used (ILP, CP, SAT, Genetic Algorithms, ...)
- Common to most approaches
 - compilation unit is basic block, or
 - just a single task covered, or
 - very poor scalability
- Challenge: integration, robustness, and scalability

Unique to Unison Approach

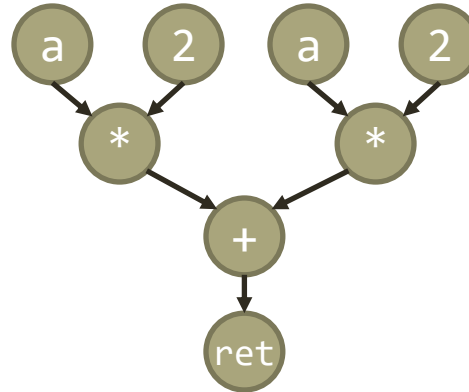
- First global approach for register allocation (function as compilation unit)
- Constraint programming using global constraints
 - sweet spot: cumulative and nooverlap
- Full register allocation with ultimate coalescing, packing, spilling, and spill code optimization
 - key property of model: spilling is internalized
- Robust at the expense of optimality
 - problem decomposition
- But: instruction selection not yet there!

Instruction Selection

[Based on slides from Gabriel Hjort Blindell]

Graph-based Instruction Selection

```
int f(int a) {  
    int b = a * 2;  
    int c = a * 4;  
    return b + c;  
}
```

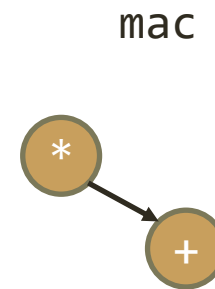
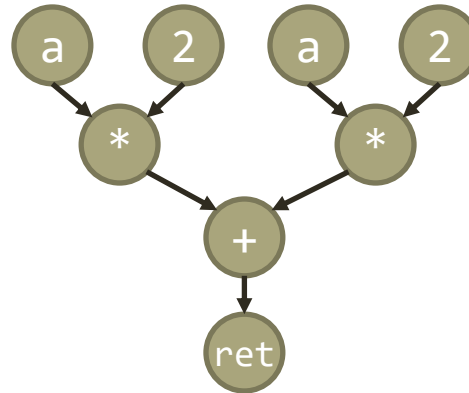


- Represent program as graph

program graph

Graph-based Instruction Selection

```
int f(int a) {  
    int b = a * 2;  
    int c = a * 4;  
    return b + c;  
}
```



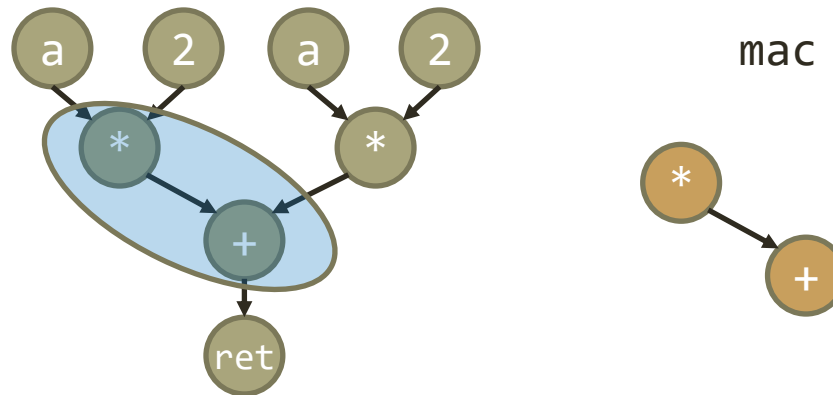
- Represent program as graph
- Represent instructions as graph

program graph

instruction graph

Graph-based Instruction Selection

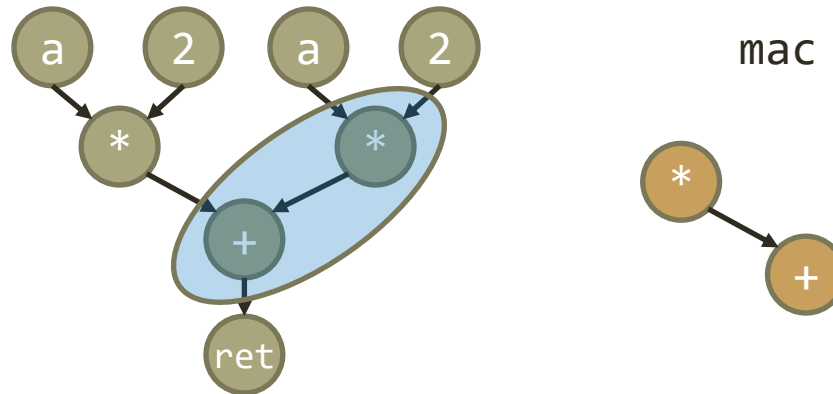
```
int f(int a) {  
    int b = a * 2;  
    int c = a * 4;  
    return b + c;  
}
```



- Represent program as graph **program graph**
- Represent instructions as graph **instruction graph**
- Select **matches** such that program graph is **covered**

Graph-based Instruction Selection

```
int f(int a) {  
    int b = a * 2;  
    int c = a * 4;  
    return b + c;  
}
```



- Represent program as graph **program graph**
- Represent instructions as graph **instruction graph**
- Select **matches** such that program graph is **covered**

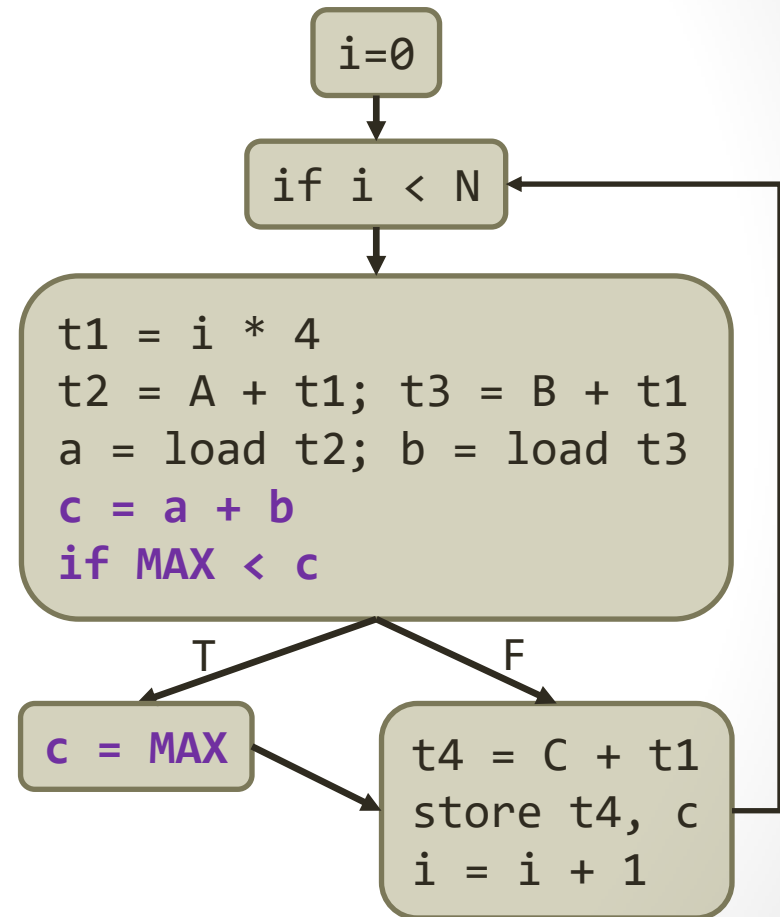
State of the Art

- Local instruction selection
- Program graphs per block
- Graphs restricted to data flow
 - cannot handle control flow such as branching instructions
- Greedy heuristics
 - For example, maximal munch

Instruction Examples

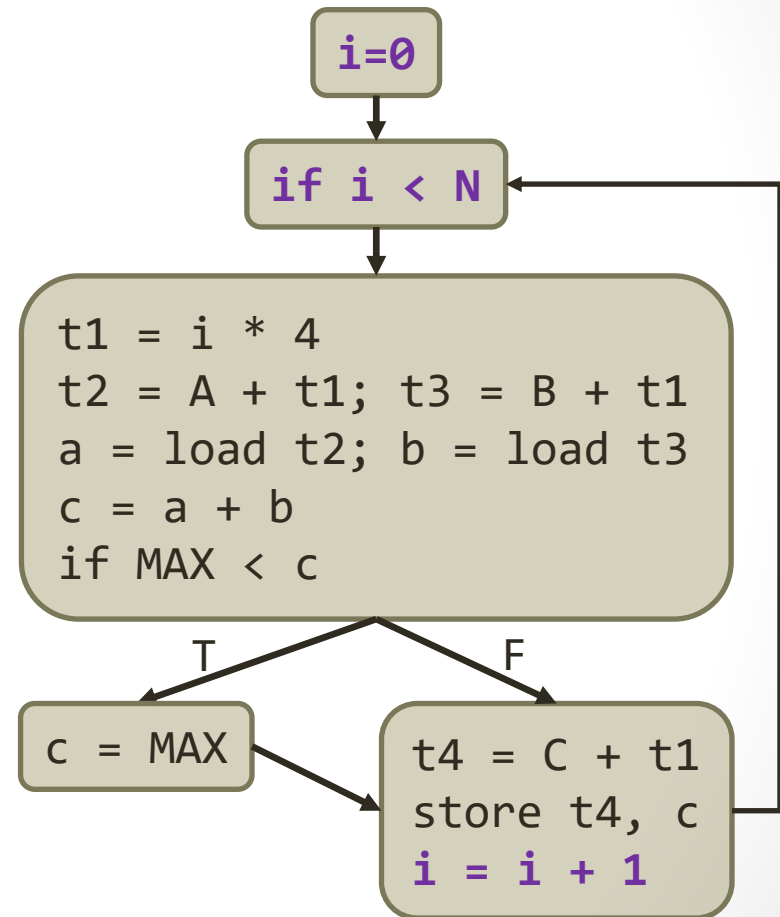
- **satadd**

- Exists in many DSPs
- Incorporates control flow
- Extends across basic blocks



Instruction Examples

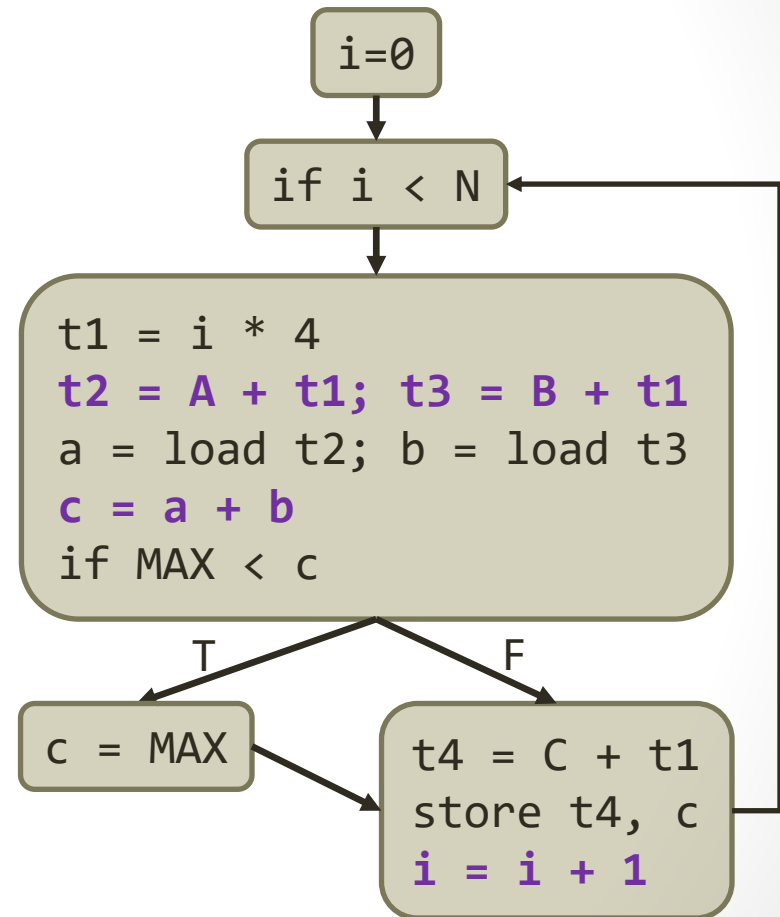
- satadd
- **repeat**
- Exists in many processors
 - for example Intel's x86
- Incorporates control flow
- Extends across basic blocks



Instruction Examples

- satadd
- repeat
- **add4**

- SIMD-style instruction
 - very common
- Requires **global code motion**
 - move computations across blocks
- Depending on hardware may require copying
 - different register file

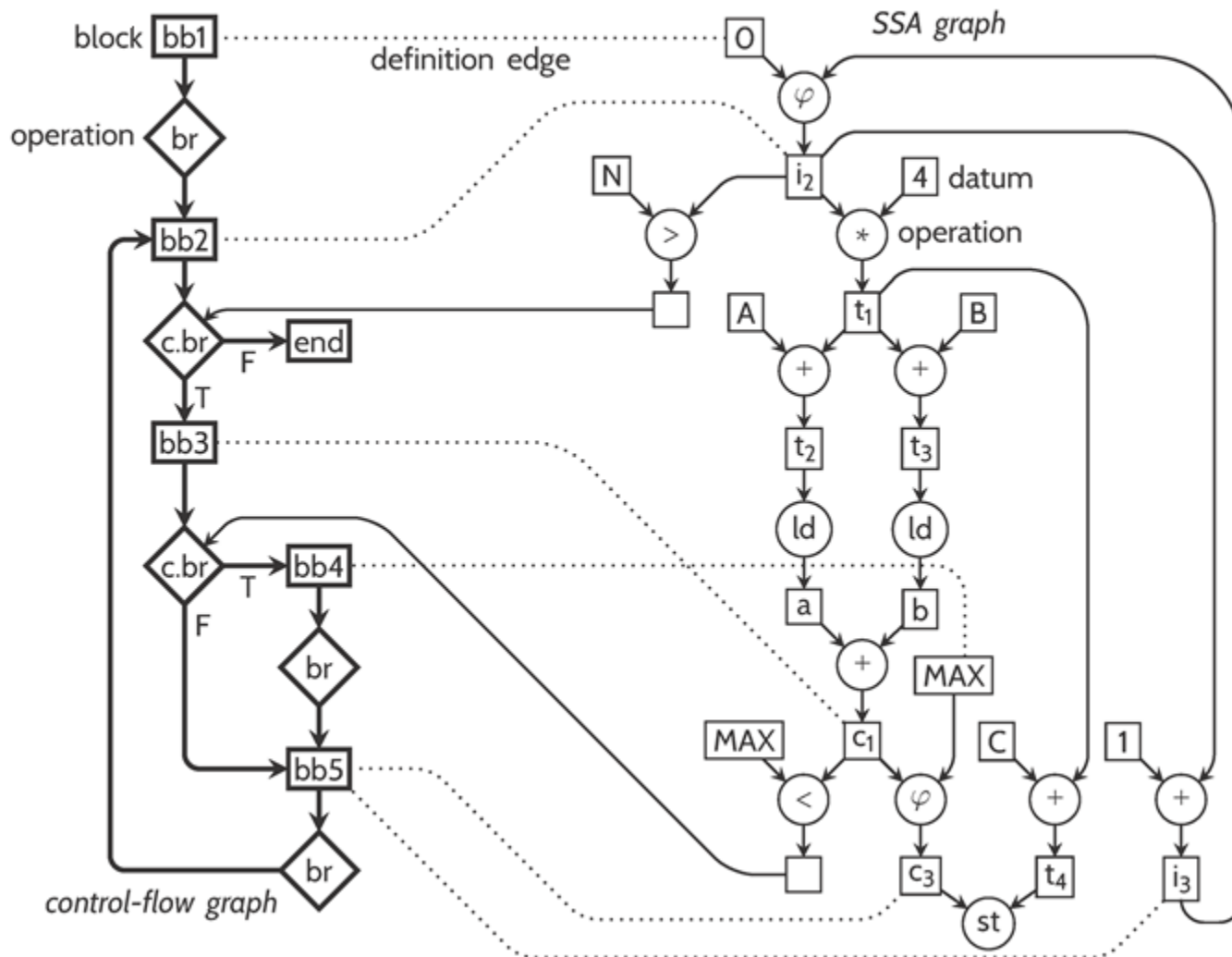


Universal Instruction Selection

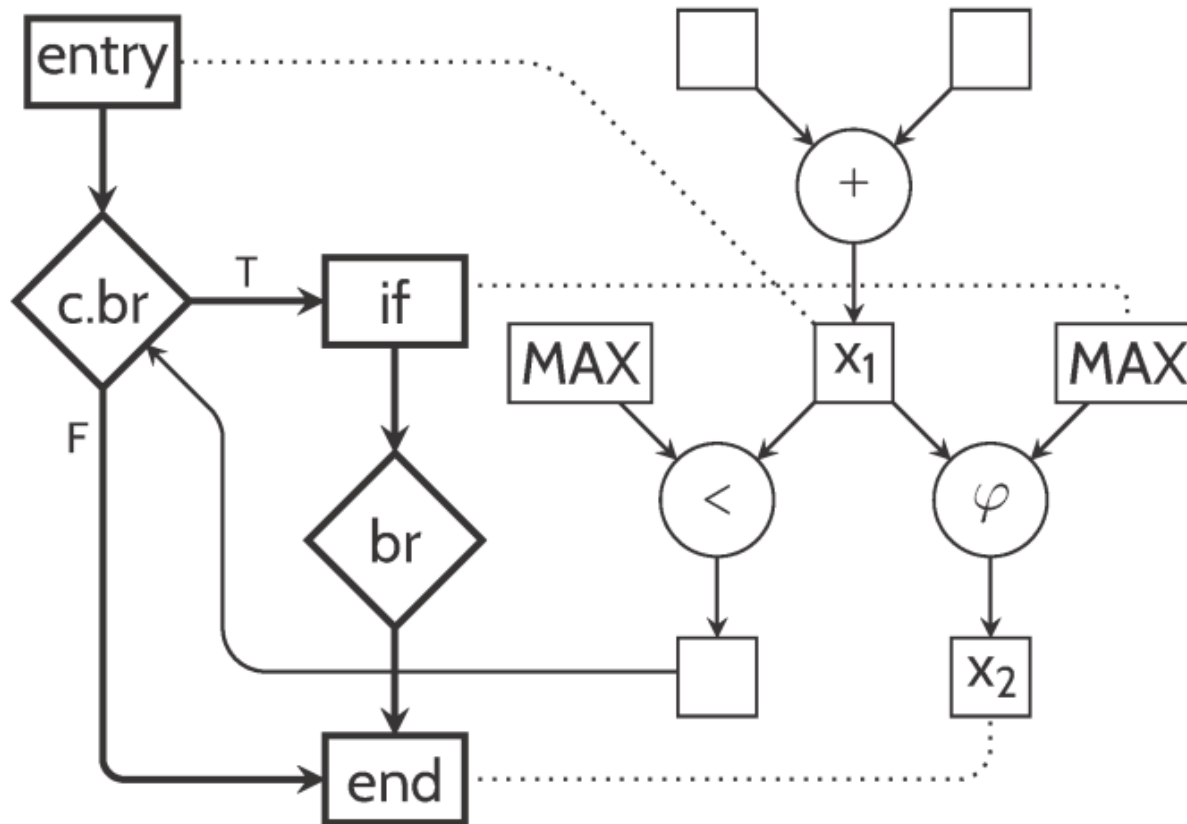
- Global instruction selection
- Program graphs for entire functions
- Instruction graphs capture both data and control flow
 - handles broad range of instructions found in today's processors
- Integrates global code motion
- Takes data-copying overhead into account

- Presupposes an expressive approach such as CP

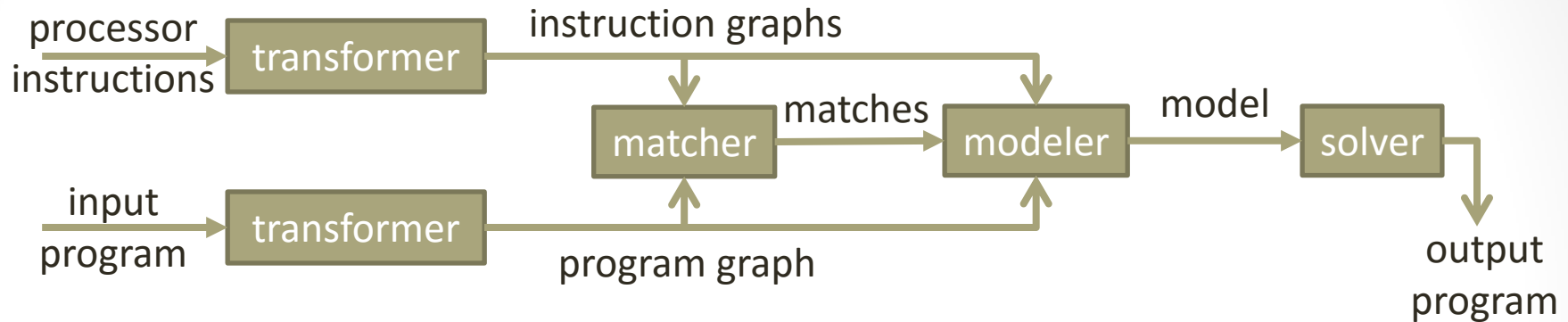
Program Graph (Example)



Instruction Graph (satadd)



Approach



- Before: create instruction graphs
- Code generation
 - create program graph
 - compute possible matches (standard algorithm VF2 [Cordella ea, 2004])
 - generate model in MiniZinc
 - solve model with CPX 1.0.2

Model Summary

- Decision variables
 - which match is selected?
 - in which block are selected matches placed?
 - in which block is data made available?
- Constraints (selection)
 - operations must be covered by exactly one match
 - control flow cannot be moved
 - data must be defined before used
 - definition edges must be enforced
 - blocks must be ordered (respect fall-through branching if possible)
 - implied and dominance constraints
- Objective functions
 - minimize estimated execution time
 - minimize code size

Experiments

- Benchmarks
 - 16 functions from MediaBench
 - program graphs have 34-203 nodes
 - all models solved to optimality with CPX 1.0.2
- For Simple MIPS32
 - simple RISC architecture: worst-case scenario
 - surprise: 1.4% mean speedup over LLVM 3.4
 - better: global code motion; worse: constant reloading
 - runtimes: 0.3-83.2 seconds, median 10.5 seconds
- For Funky MIPS32 (made up)
 - MIPS32 + common SIMD instructions: good case
 - 3% mean speedup over Simple MIPS32
 - surprise: sometimes SIMD-style is not really that good!
 - runtimes: 0.3-146.8% seconds, median 10.5 seconds

Discussion

- Overcomes many restrictions of state-of-the-art approaches
 - control flow
 - global code motion
 - sophisticated instructions
- Model and representation designed together
 - expressive representation requires expressive models
- Limitations
 - constant reloading
 - if-conversion (predication), well: no approach can do this anyway!

SUMMARY

Now and Then...

- Status

- instruction scheduling: local, standard
- register allocation: global, unique
- instruction selection: global, unique
- not fully integrated
- solving pretty naïve

- Future

- instruction scheduling: superblocks, if-conversion (predication)
- register allocation: rematerialization (done)
- more sophisticated solving
- integration!!!

Project & Goals

- Unison has a considerable engineering part
 - processor descriptions (separate large project)
 - robust and maintainable tool chain
 - testing and transfer
- A production-quality tool that will be deployed
 - industrial strength re-implementation started
- An open-source contribution to LLVM
 - legal process started, but need to convince LLVM developers...
- Real significance
 - simplicity even for today's freak processors**